

PRE-ARRIVAL INFORMATION

BEWL WATER CAMPSITE



bewl water

CONTENTS

Welcome to Bewl Water	3
The Campsite	4-5
Dining	6
Glamping	7-8
Activities	10-12
Respecting Nature	13-16
Local Attractions	17
FAQs	18-19



WELCOME TO BEWL WATER

Discover breathtaking landscapes, native wildlife, and woodland adventures at Bewl Water, the largest reservoir in the South East. Open year-round, our 800-acre parkland offers a peaceful and relaxing escape perfect for embracing the great outdoors and enjoying healthy fun for all ages.



LOCATION

Bewl Water, Bewlbridge Lane, Lamberhurst, Kent, TN3 8JH.
Set within an Area of Outstanding Natural Beauty (AONB), Bewl Water is situated just off the A21, near Lamberhurst. Follow the signs to our campsite from the main entrance. The Campsite Reception is located within the Campsite Car Park, our friendly team will be on hand to check you in from **14:00 – 18:00**.



THE CAMPSITE

Bowl Water's campsite offers relaxation in a beautiful natural setting. Ideal for a tranquil lakeside break, it features 80 spacious camping pitches thoughtfully arranged to provide ample space for children to play and explore. Enjoy stunning reservoir views with like-minded outdoor enthusiasts. Peaceful corners are available for quiet moments, and communal spaces foster connections with fellow campers.

Camping facilities

- Showers and toilets are open 24 hrs.
- Fresh drinking water taps in all camping fields.
- Washing up stations with cold and hot water.
- General and recycling bins - located at the top of the camping car park
 - Phone charging

In addition, we have a camp shop and children's play parks onsite, but children must be supervised by an adult at all times.

CAMPSITE RULES

- All under 21's must be accompanied by a parent/guardian.
- Bewl is a family campsite and will not accept group bookings. Sorry, no hen or stag groups.
- You must not collect deadwood or break branches off the trees in the ancient woodland.
- As a family campsite, there is a strict no noise policy after 10 pm.
- You will be charged for any damage caused to property or rubbish left at your campsite.
- There is strictly no swimming in the reservoir – unless you book a supervised session with our open water swimming provider.
 - You must not fish without a Bewl Water fishing permit.
- To ensure the safety of all users, there is a 5 mph speed limit on all roads, please adhere to the speed limit, and drive slowly and considerately when leaving the site.
 - There are to be no guests attending the campsite.
- From 6pm, and throughout the night, Bewl Water is secured and patrolled by a member of the Bewl Water Security Dog Team. If for any reason you need to contact security, they can be contacted on 07767 375115.



THE WATERFRONT CAFÉ

The Waterfront Café is open every day from 9am until 5pm and boasts a large terrace looking out over the water, perfect for taking in the breathtaking views. You can enjoy a selection of main meals, light bites, sandwiches, sweet and savoury snacks, ice creams, plus hot and cold drinks.

Our menu is available from **Wednesday to Sunday**.

Breakfast - **9am to 10:30am**

Main Meals - **11am - 4pm**

Hot counter food such as sausage rolls and pastries are available seven days a week.

The Waterfront Café is a dog-friendly area with water bowls provided inside and out.



THE ICE-CREAM PARLOUR

Feed your sweet tooth at our ice cream parlour! Located next to the main entrance of the Waterfront Café, come and try our delicious ice creams, plus slushies, smoothies and milkshakes.

GLAMP IN OUR COSY YURTS

YURT FACILITIES:

One double bed

Two single beds

Bedding, duvets, and throws - please remember to bring your own towels

Wood-burning stove with logs, kindling, firelighters, and matches.

One solar lantern

Solar fairy lights - Internal and external

Hand torch

A chest of drawers

Two storage boxes

Complimentary tea and coffee

Fire extinguisher, fire blanket, smoke alarm, carbon monoxide alarm

Kettle

Four Mugs and four cups

Jug

If any of these items are missing, please do let us know as soon as possible.

START YOUR DAY RIGHT WITH A COMPLIMENTARY CONTINENTAL BREAKFAST!

Enjoy freshly baked breakfast rolls, Pain aux Chocolate or Pain aux raisin, along with refreshing yoghurt, fresh fruit, and juice, plus tea or coffee.

Collection from 9am at the Waterfront Café.

(vegetarian options are available)



LOG BAGS
SMALL BAG £5
LARGE BAG £10

LOG BURNERS

To create a one-of-a-kind glamping experience, we've included a log wood burner to keep you cosy on cooler nights. Please always take care when using log-burning fires. All yurts are fitted with a carbon monoxide and smoke alarm. If the alarm sounds, leave your yurt and contact the camping office.

HOW TO USE YOUR LOG BURNER

1. When lighting a fire, air is your friend. Every wood burner has air vents which should be opened completely before you start. They can then be adjusted once the fire has taken.
2. Build a small pyramid-shaped structure in the middle of the stove using a couple of firelighters, add some kindling then a couple of small logs. Make sure that there is space between the items so that air can get in to feed the fire as it gets going.
3. Light the firelighter with a match and then as the kindling takes hold partially close the door of the stove leaving a gap of about an inch to let in maximum air.
You MUST not leave the room while the log burner door is open.
4. Once the kindling is burning strongly you can add two or three larger logs, being careful not to smother the fire.
5. Now shut and secure the door of the wood burner. Once the logs are properly alight you can adjust the air vents to half open or less so that your wood burns for longer. You may need to open them again if the fire dies down, or when adding new logs.
6. The wood burner will slowly extinguish itself if all the vents are closed.

Please note -

- Do **NOT** leave the log burner unattended in your yurt.
- Do **NOT** burn anything other than logs and firelighters in the log burners.
- Do **NOT** touch the log burner unit. The unit gets very hot, so always use the insulated leather gloves and tongs provided when opening the wood burner door.
- Do **NOT** place anything on the wood burner or the fire guard to dry, including items of clothing, towels, etc.

ACTIVITIES AT BEWL WATER



AQUA PARK

Slip, splash, and slide into summer, and get ready for pure inflatable fun! Explore the giant course, beat the obstacles, challenge your friends and family, and watch them wipe out! The 2,400sq meters of inflatable fun consists of the ice tower, XXL action tower, springboard, twist, balance bar, flip mattress, cliff, monkey bars, aqua slide, dome, roundabout, halfpipe, hurdles, and lots more!

Get your tickets online now!


£20 PER PERSON



FISHING

Bewl Water is the largest reservoir in the Southeast, it has a history of large trout and pike as well as good-sized perch. Any method and fly fishing can be done from our fleet of 54 motorised fishing boats from which you can explore the 770 acres of water. Fly fishing is also available from the bank with miles of good quality bank fishing. It is essential to book boats in advance to avoid disappointment. All pre-booked boats and permits must be paid for in advance. Boats are for one to three anglers, and you must be aged 25 years or over to hire one.

Book online today!



SOFT PLAY

Whatever the weather you can rely on indoor play to keep the kids entertained. Featuring heaps of fun and adventure, our multi-level play zone is ideal for your little ones to burn up all that energy whilst you sit back and relax with a well-deserved cup of coffee. Open each week at the Waterfront Cafe from 10am, our 550 sq/m of stimulating children's soft play is perfect for 0-8 year-olds. Soft play sessions are 1 hour each and adults under 12 months are free.

Book online in advance to avoid disappointment.



£5 PER CHILD

LASER TAG

Grab your laser and step into battle! Gear up in the industry's leading equipment and get ready to experience thrill and adrenaline like never before. Our woodland arena focuses on tactical gameplay with a modern laser tag experience. Laser challenge is a tactical test of skill and agility for you and your teammates in this high-adrenaline, action-filled laser challenge contest. Players are kitted up and, armed with our Laser Tag Guns and will play a multitude of games in our professionally designed Forest Laser Tag arena.

Book your place today!



£15 PER PLAYER!

BIKE HIRE

Whether you bring your bike or take advantage of our bike hire facilities, seeing Bewl Water on two wheels is fitness-friendly fun, the whole family can take part in. We have a range of quality mountain bikes for adults and children along with seats for children aged 12 months+ from £8, and we provide helmets at no cost.

Book online now!



**ADULT £20
CHILD £10**

ADVENTURE PLAYGROUND AND NATURE TRAIL

Our Adventure Playground features an amazing range of timber structures and a mega slide constructed around a pirate ship and natural landscape, challenging the most adventurous and imaginative minds. For the little ones, we have a smaller play area. It is free of charge and open from 8am – 5pm every day.

Also, discover our nature trail, where adventurers assemble to explore and play! Get your map, sticker pack and tasty treat from the waterfront café for just £3.



RESPECTING NATURE

THE COUNTRYSIDE CODE

We all have a responsibility to protect the countryside now and for future generations, so make sure you don't harm animals, birds, plants, or trees and try to leave no trace of your visit.

1. Leave gates and property as you find them or follow instructions on signs.
2. Follow paths unless wider access is available, such as on open country or registered common land (known as 'open access land').
3. Leave machinery and farm animals alone.
4. Use gates, stiles, or gaps in field boundaries if you can - climbing over walls, hedges, and fences can damage them and increase the risk of farm animals escaping.
5. Our heritage matters to all of us - be careful not to disturb ruins and historic sites.
6. Litter and leftover food doesn't just spoil the beauty of the countryside, it can be dangerous to wildlife and farm animals, so please take your litter home with you. Dropping litter and dumping rubbish are criminal offenses. Fires can be as devastating to wildlife and habitats as they are to people and property - so be careful with naked flames and cigarettes at any time of the year. If a fire appears to be unattended then report it by calling 999.





ENJOY A PAW-FECT DAY

We love taking our dogs out to enjoy nature and spend quality time together. To ensure a great experience for everyone, here are some important points to keep in mind:

1. Ensure your dog does not disturb wildlife, farm animals, and other people.
2. Be present and aware of your dog's actions and confident it will return on command.
3. Always keep your dog on a lead or within sight and under effective control.
4. Look out for local signs indicating specific dog restrictions or bans.
5. Keep dogs on a short lead on 'open access' land from 1st March to 31st July.
6. Keep your dog on a lead around farm animals and horses for their safety and yours. If chased by cattle or horses, let your dog off the lead to avoid injury.
7. Always clean up your dog's mess to prevent infections and maintain cleanliness.
8. Dispose of dog waste responsibly by bagging it and binning it.

By following these guidelines, you and your dog can enjoy a safe and pleasant day outdoors while respecting others and the environment.



PRESERVING THE ANCIENT WOODLAND

The woodland surrounding the campsite is ancient woodland. It is an irreplaceable habitat and must be looked after. We ask therefore that guests stay on the paths and not deviate by going into the woodland itself.

To protect our ancient woodland and the environment, the burning of wood is strictly prohibited. It is forbidden to break branches off trees and/or take wood from the surrounding areas, and this includes any trees or deadwood.

Charcoal only BBQs are allowed, provided they are raised off the ground. BBQs must be extinguished by 10.00pm. Open fires, fire pits, and rope swings are also prohibited.

No structures can be tied or secured to trees or vegetation. Any structures that are or are deemed to be causing damage to the site will be taken down or removed. The Bewl Water site team reserves the right to do so without prior consent and wholly at the site teams' discretion.



WHY ARE ANCIENT WOODLANDS SO IMPORTANT?

Our ancient and native woodlands are one of our oldest land uses and most diverse ecosystems. They have taken hundreds if not thousands of years to develop, and in the case of ancient woodland, are irreplaceable.

For millennia they have been an essential source of timber, fuel, coppice and other sustainable products. They are a vitally important component of the English landscape and everyone has its own long and fascinating history.

Many are open for public access and are now used for a remarkably wide range of recreational activities, from dog walking and bird watching to more contemporary activities such as mountain biking and forest schools.

Without even being visited they can still enhance the quality of people's everyday lives, providing a permanent, natural and peaceful green element in busy local environments.

Finally, the importance of the more subtle but vital environmental services they provide, such as flood alleviation, clean water supplies and carbon sequestration, is now increasingly being recognised and valued.

In terms of the extent of the resource, the original Ancient Woodland inventory identified approximately 340,000 hectares of woodland in England is ancient. Nearly 200,000 hectares of this semi natural and 140,000 hectares is in plantations on Ancient Woodland sites.

Subsequent estimates suggest that there is around 210,000 hectares of native woodland which is not Ancient Woodland sites. So taken together these three categories of woodland comprise just over half of England's woodlands of c.500,000 hectares.

LOCAL ATTRACTIONS

ONE WARWICK PARK HOTEL



Stylish Tunbridge Wells hotel with delightful food and drink served at The Brasserie

SALOMONS ESTATE



Stunning Victorian mansion, designed by the acclaimed architect Decimus Burton

SCOTNEY CASTLE



Romantic Picturesque garden with a 14th century moated castle

BEDGEBURY PINETUM



A beautiful setting for peaceful walks and picnics

BODIAM CASTLE



One of Britain's most picturesque and romantic ancient monuments

BATEMAN'S



Sanctuary to world-famous writer Rudyard Kipling and inspired his work

FAQS

WHAT TIME IS CHECK IN/CHECK OUT?

Check in is from 2pm until 6pm. If you feel that you will be later than 6pm, please call us on 07767375115. The entrance gates will close at 8pm, anyone arriving after 8pm will not be able to gain access to the campsite.

DO YOU TAKE GROUP BOOKINGS?

We are a family friendly camp site and don't take group bookings except for small family groups.

DO YOU HAVE RESTAURANTS AVAILABLE AT BEWL?

Yes, the Waterfront Café serves hot and cold drinks, snacks and a selection of hot food.

IS THERE FRESH WATER AVAILABLE?

Yes, there are taps on the camping fields and an area for washing up. All tap water is suitable to drink (unless stated) and can be potted for use next to your tents.

DO YOU ALLOW DOGS?

We are a dog friendly campsite for friendly, well behaved, and importantly quiet dogs.

ARE THERE ELECTRICITY HOOK UPS?

Unfortunately we do not offer electric hook ups.

CAN I PLAY MUSIC?

You are allowed to play music very quietly until 10pm, however after that we ask for all music to be turned off.

CAN I PARK MY CAR NEAR THE CAMPSITE?

Yes, you can park in the camping car park near to the main camping field. Some of our pitches have car parking spaces next to them.

DO YOU ALLOW CAMPFIRES?

We do not permit open campfires at Bewl Water.

IS THERE A SHOP ON SITE?

We don't have a mini supermarket although the Waterfront Café is very well stocked and serves hot and cold drinks, snacks and meals throughout the day.

FAQS

CAN I SWIM IN THE LAKE?

There is strictly no swimming in the reservoir – unless you book a supervised session with our open water swimming provider.

IS THERE SOMEWHERE I CAN CHARGE MY PHONE?

There are limited plug in points available, speak to the campsite manager at check in for further details.

CAN I USE MY OWN STAND-UP PADDLEBOARD, KAYAK, CANOE OR SAIL WHILST I AM STAYING AT BEWL?

Yes you can, a day pass costs £20.00 per person. This can be purchased via our website. Procedures and guidance must be followed to ensure you are safe whilst afloat. All crafts must have public liability insurance. All users must be supervised by an adult over 21. We do not permit inflatable kayaks or canoes however inflatable SUPs are fine. A full list of rules and regulations as well as the day pass form will be available for you on collection of your wristbands or please refer to our website.

IS THERE WIFI?

Free Wi-Fi is available in the Waterfront Café, although not on the campsite.

CAN I POSTPONE MY TRIP IF THE WEATHER FORECAST IS BAD?

We have a 96 hour cancellation period, whereby should you cancel within 96 hours, you will lose your payment. If you give us more than 96 hours' notice, we will happily keep the payment in credit for you to rebook at a later date, subject to availability. Or you can receive a 50% refund of the full amount.

DO WE NEED TO BRING LEVELLERS?

Yes, all our pitches are slightly sloping.